

Hipharma False Ceiling T GRID type

These false ceiling types consist of a T-grid bearing structure in aluminum profile act to support ceiling tiles, lighting and filtering equipment units.

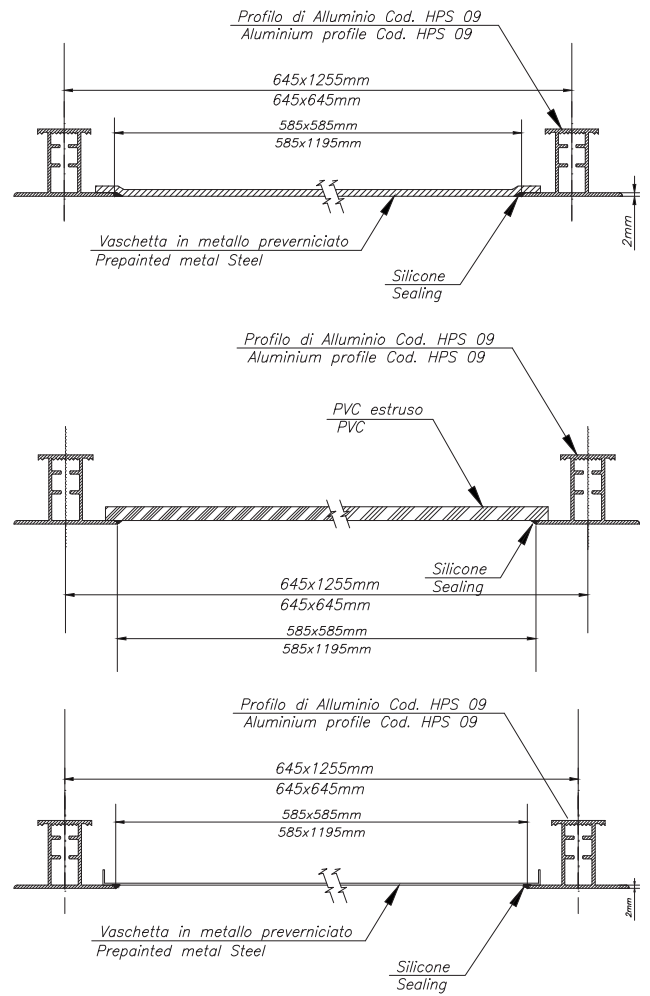

T-grid panel is supported by tie rods with turnbuckles which is fixed to the support at 1200mm ($\approx 47 \frac{1}{4}$ ") intervals.

These ceilings are airtight, flexible, easy to assemble, with insulating /acoustic and moisture-resistant.

Designed according to lay-out, these ceilings can be installed before or after the walls.

All types of standard panels are available with the following dimensions:

- 600x600mm ($\approx 23 \frac{5}{8}$ " x $23 \frac{5}{8}$ ")
- 600x1200mm. ($\approx 23 \frac{5}{8}$ " x $47 \frac{1}{4}$ ")



FALSE CEILING CODES	THICKNESS	FLUSH	PVC FOAM (VEK)	PAINTED STEEL TRAY (VST)	POWDER COATED ALUMINIUM (AL)
CTS8-RTT-09-VEK	8mm / $\approx 5/16$ "		●		
CTS10-RTT-09-VEK	10mm / $\approx 13/32$ "		●		
CTS1-RTT-PLN-09-AL	1mm / $\approx 1/32$ "	●			●
CTS08-RTT-09-VST	0,8mm			●	●

PAINTED STEEL TRAY (VST)		STANDARDS
Galvanized Coating	150±10g/dm ² 3.55±0.3lb./ft ²	
Finishing	Metallic coat MB	
Specular gloss	30 ± 5 gloss	ECCA T2
Pencil hardness	HB-H	ECCA T4
Resistance to salt spray fog	≥ 400 h	ECCA T7
Water immersion resistance	≥ 1000 h	ECCA T9
Resistance to atmospheric agents	8 Cielab	ASTM D 659
Resistance to cracking on bending	after bending at ≥1,5 T and ≥2,5 T the paint does not chip	ECCA T7
Fire behaviour	A2-s1, d0	DIN EN 13501-1

PVC FOAM (VEK)		STANDARDS
Density	0,55-0,7 g/cm ³ ≈0.013-0.017 lb./ft ²	ISO1183- DIN53476- ASTM D 792
Resistance to traction, yield	9 N/mm ²	ASTM D638
Resistance to traction, breakage	15 N/mm ²	ASTM D638
Stretching to yield	10%	ASTM D638
Stretching to breakage	30%	ASTM D638
Distortion at temperature HDT-A	59-63 C°	ISO75
Removal point VICAT	74 C°	EN ISO 306
Fire behaviour	C-s2, d0	DIN EN 13501-1

POWDER COATED ALUMINIUM (AL)		STANDARDS
Alloy	EN-AW 5005	UNI EN 573/3
Physical state	H42	EN 515
Paint type	PE powder, without TGIC	EN 1396
Rm	Mpa 125 ÷ 165	EN 1396
Rp0,2	Mpa 80 min	EN 1396
A50mm	% 5 min	EN 1396
Paint thickness	55 µm (45 min.)	EN 13523-1
Pencil hardness	H KOH-I-NOR	EN 13523-4
Gloss @60°	80 units min.	EN 13523-2
Adhesion 90°/180°	100%	
Resistance to bending	0,5 T	EN 13523-7
Resistance to Hydrogen Peroxide	the paint doesn't change colour or gloss after immersion for 96 hours in a H ₂ O ₂ solution at 60°C The test procedure should simulate the sterilization process through O ₂ gas	
Fire behaviour	A2-s1, d0	DIN EN 13501-1

BY ADDING PROPOER SUPPORT AND SELSECTING SUITABLE TIELS THE CEILING CAN BE CERTIFIED AS WALK ON

Hipharma False Ceiling T GRID type

These false ceiling types consist of a T-grid bearing structure in aluminum profile act to support ceiling tiles, lighting and filtering equipment units.

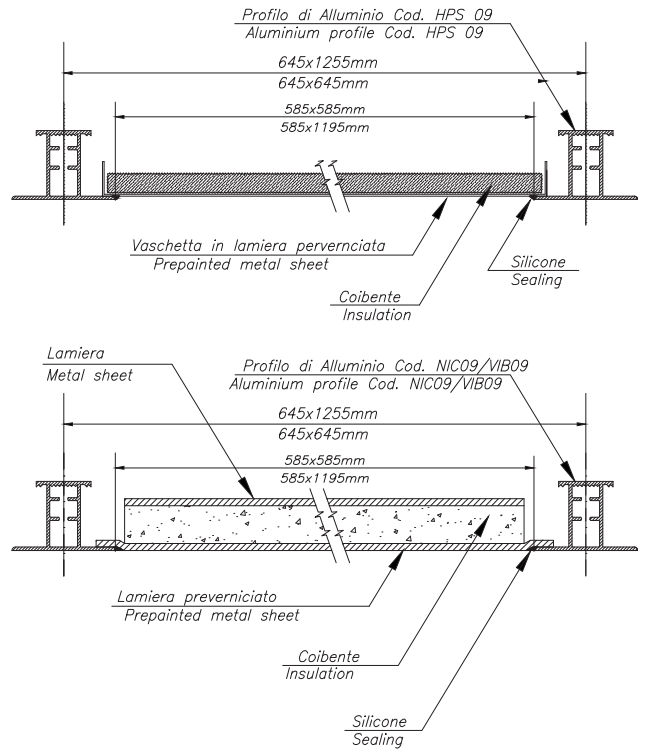
T-grid panel is supported by tie rods with turnbuckles which is fixed to the support at 1200mm intervals.

These ceilings are airtight, flexible, easy to assemble, sound proof and moisture-resistant.

Designed according to lay-out, these ceilings can be installed before or after the walls.

All types of SANDWICH PANELS are available with the following dimensions:


- 600x600mm. (≈23 5/8" x 23 5/8")
- 600x1200mm. (≈23 5/8" x 47 1/4")



FALSE CEILING CODES	THICKNESS	FLUSH	EXTERNAL SKINS		INSULATION MATERIALS AND THEIR TECHNICAL FEATURES			
			HIGH PLASTIC LAMINATE (PL)	ALU PREPAINTED STEEL (AL)	POLYSTYRENE (HDP)	POLYURETHANE (PUR or PIR)	HONEYCOMB (HC)	ROCKWOOL (RW) Vertical oriented fibers
					Density: 35kg/m ³ 2.1lb./ft ³	Density: 35kg/m ³ 2.1lb./ft ³	Density: 40kg/m ³ 2.4lb./ft ³	Density: 130kg/m ³ 8.1lb./ft ³
CTS22-RTT-09-AL/HDP/AL	22mm / ≈7/8"			●	●			
CTS21-RTT-09-AL-HDP	22mm / ≈7/8"		●		●			
CTS10-RTT-09-AL/HC/AL	10mm / ≈13/32"			●			●	
CTS40-RTT-09-ST/CLBOX/RW/ST	40mm / ≈1 1/2"			●				●
CTS40-RTT-09-ST/CLBOX/PIR-PUR/ST	40mm / ≈1 1/2"			●		●		
CTS10-RTT-ST-HDP	10mm / ≈13/32"			●	●			
CTS22-RTT-09-PLN-AL-HDP-AL	22mm / ≈7/8"	●		●	●			
CTS22-RTT-09-PLN-AL-HDPU-AL	22mm / ≈7/8"	●		●		●		

POWDER COATED STEEL		STANDARDS
Galvanized Coating	150±10g/m ² 3.55±0.3lb./ft ²	
Paint type	PE powder, 24 µm	EN 13523
Specular gloss	32 u	EN 13523
Pencil hardness	H	EN 13523
MEK resistance	100 u	EN 13523
Conic drill chuck	3,7 mm	EN 13523
TB test adhesion	100%	EN 13523
Impact tester	32 Kg/cm ²	EN 13523

POWDER COATED ALUMINIUM (AL)		STANDARDS
Alloy	EN-AW 5005	UNI EN 573/3
Physical state	H42	EN 515
Paint type	PE powder, without TGIC	EN 1396
Rm	Mpa 125 ÷ 165	EN 1396
Rp0,2	Mpa 80 min	EN 1396
A50mm	% 5 min	EN 1396
Paint thickness	55 µm (45 min.)	EN 13523-1
Pencil hardness	H KOH-I-NOR	EN 13523-4
Gloss @60°	80 units min.	EN 13523-2
Adhesion 90°/180°	100%	
Resistance to bending	0,5 T	EN 13523-7
Resistance to Hydrogen Peroxide	the paint doesn't change colour or gloss after immersion for 96 hours in a H ₂ O ₂ solution at 60°C The test procedure should simulate the sterilization process through O ₂ gas	
Fire behaviour	A2-s1, d0	DIN EN 13501-1



BY ADDING PROPOER SUPPORT AND SELSECTING SUITABLE TIELS THE CEILING CAN BE CERTIFIED AS WALK ON